

# Evaluation and Comparison of Elliptical & Circular Hertz Contact Area for Bearing 6007, 6207, 6307 & 6407

Ritesh Kumar Dewangan<sup>1</sup>, Surendra Pal Singh Matharu<sup>2</sup>

Department of Mechanical Engineering

<sup>1</sup>Rungta College of Engineering & Technology, Raipur (C.G.) India – 492001

<sup>2</sup>National Institute of Technology, Raipur (C.G.) India - 492001

E-Mails: <sup>1</sup> riteshdewangan12@gmail.com , <sup>2</sup>spmatharu123@gmail.com

**Abstract :** Rolling element bearings are widely used in the industry and automobiles. Contact area between the races and balls plays an important role for the formation of elastohydrodynamic lubricant film. Formation of elastohydrodynamic lubricant film is the deciding factor for the life of the bearing. To increase the life it is important to maintain the lubricant film between the ball and races. Hertz has given the idea to calculate the contact area. Aim of this present paper is to calculate the elliptical and circular contact area for the rolling element bearing 6007, 6207, 6307 & 6407 at different load. And comparison is also made for elliptical and circular contact area.

**Keywords:** Rolling element bearing, Elastohydrodynamic lubricant film, Hertz contact area, Elliptical contact area, Elliptical Parameter, Complete elliptical integral of second kind.

## I. Introduction

Hertz derived an analytical model for concentrated contact between two isotropic, homogeneous, linear elastic solids with smooth surfaces. When the solids are pressed together with a normal force Q to the surfaces, an approximately elliptic or circular contact area is formed. The elliptical and circular contact area for the rolling element bearing is calculated by Hertz contact theory [1-4]. This calculated area is used for the measurement of lubricant film thickness by using the analogy of electrical resistivity of lubricant [5-9], which is not included in this paper. The elliptical and circular contact area has been calculated here for the bearing 6007, 6207, 6307 & 6407. The variation of contact area with load is analysed here.

## II. Method & Calculation

### Calculation of Elliptical Area

According to Hertz theory of elastic elliptic contact equivalent radius can be calculated as:

$$\frac{1}{R_x} = \frac{1}{r_{ax}} + \frac{1}{r_{bx}}, \quad \frac{1}{R_y} = \frac{1}{r_{ay}} + \frac{1}{r_{by}} \quad \& \quad \frac{1}{R} = \frac{1}{R_x} + \frac{1}{R_y}$$

And the Semi minor & major axis can be calculated as:

$$a_i = \left[ \frac{6\varepsilon QR}{\pi k E^*} \right]^{\frac{1}{3}} \quad b_i = \left[ \frac{6k2\varepsilon QR}{\pi E^*} \right]^{\frac{1}{3}}$$

where

$$\varepsilon = 1 + \left( \frac{q_a}{\alpha} \right), \quad q_a = \left( \frac{\pi}{2} \right) - 1, \quad \alpha = \frac{R_y}{R_x} \quad \& \quad k = (\alpha)^{(2/\pi)}$$

$$\frac{1}{E^*} = \frac{1 - \nu_1^2}{E_1} + \frac{1 - \nu_2^2}{E_2}$$

So, the elliptical area can be calculated as:

$$a_1 = \pi \times a_i \times b_i \quad \& \quad a_2 = \pi \times a_i \times b_i$$

In Table 1 useful dimensions are given, which has been used for the calculation of elliptical contact area.

**Table 1: Dimensions of Bearing**

Bearing	Inner Race (mm)			Outer Race (mm)		
	r <sub>ax</sub> =r <sub>ay</sub>	r <sub>bx</sub>	r <sub>by</sub>	r <sub>ax</sub> =r <sub>ay</sub>	r <sub>bx</sub>	r <sub>by</sub>
6007	4.25	20	-4.42	4.25	-28.5	-4.42
6207	5.75	21	-5.98	5.75	32.5	-5.98
6307	6.75	22	-7.02	6.75	35.5	-7.02
6407	10.75	23	-11.18	10.75	44.5	-11.18

On the basis of above formula, different parameter for elliptical area has been calculated for the Bearing 6007 and it is tabulated in the given table.

### Bearing 6007

Using the dimensions given for bearing 6007 in Table 1, different parameters for the elliptical contact area is evaluated and tabulated in Table 2.

**Table 2: Parameters Calculated for Elliptical Contact Area**

PARAMETERS	INNER RACE	OUTER RACE
$1/R_x$	0.2853	0.2
$1/R_y$	0.009	0.009
$R_x$	3.51	4.99
$R_y$	110.5	110.5
$1/R = (1/R_x) + (1/R_y)$	0.2943	0.2093
$R$	3.4	4.78
$\alpha = R_y / R_x$	31.53	22.12
$k = (\alpha)^{(2/\pi)}$	9	7.18
$q_a = (\pi/2) - 1$	0.57	0.57
$\epsilon = 1 + (q_a / \alpha)$	1.02	1.03
$E^*(N/mm^2)$	206900	

Now, the Elliptical contact area is tabulated below.

**Table 3: Elliptical Contact Area for Bearing 6007**

RACE	Q (N)	$a_i$	$b_i$	$a_1$ & $a_2$
Inner	1000	0.1525	1.3723	0.6576
Outer	1000	0.1847	1.3263	0.7696

**Calculation of Circular Area**

According to Hertz theory of elastic circular contact:

$$\frac{1}{R} = \frac{1}{R_1} + \frac{1}{R_2}, \quad \frac{1}{E^*} = k_1 + k_2 \quad \& \quad a = \left[ \frac{3QR}{4E^*} \right]^{1/3} \quad (1)$$

where

$$k_1 = \frac{1 - \nu_1^2}{E_1} \quad \& \quad k_2 = \frac{1 - \nu_2^2}{E_2}$$

Applying this theory for rolling element bearing, we have

$$a_i = \left[ \frac{3Q(k_1 + k_2)r_i r}{4(r_i + r)} \right]^{1/3} \quad \& \quad a_o = \left[ \frac{3Q(k_1 + k_2)r_o r}{4(r_o - r)} \right]^{1/3} \quad (2)$$

$$a_1 = \pi(a_i)^2 \quad \& \quad a_2 = \pi(a_o)^2 \quad (4)$$

In Table 4 useful dimensions are given, which has been used for the calculation of circular contact area.

**Table 4: Dimensions of Bearing**

BEARING	$r_i$ (mm)	$r_o$ (mm)	R (mm)
6007	20	-28.5	4.25
6207	21	-32.5	5.75
6307	22	-35.5	6.75
6407	23	-44.5	10.75

On the basis of above formula, different parameter for circular area has been calculated for the Bearing 6007 and it is tabulated in the Table 5.

**Bearing 6007**

Data given in Table 4 is used for the calculation of parameters used in the evaluation of circular contact area and is shown in the Table 5.

**Table 5: Parameters calculated for Circular Contact Area**

PARAMETERS	
d	8.50
$r = d/2$	4.25
$r_i = r_{bx}$	20.00
$r_o = r_{bx}$	-28.50
$k_1 = k_2$	0.000004398

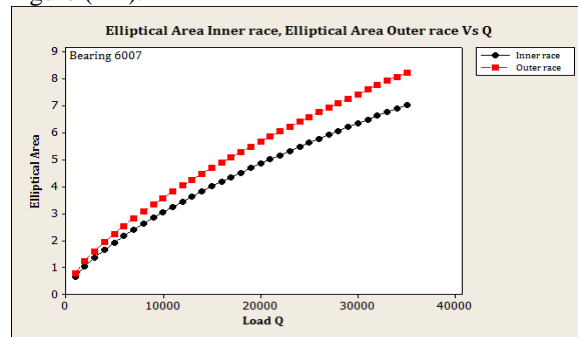
Now, the Circular contact area is tabulated below.

**Table 6: Circular Contact Area for Bearing 6007**

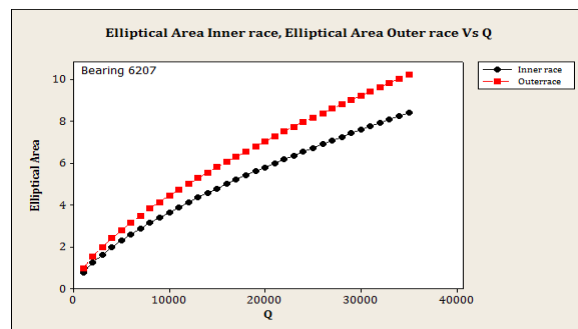
Q (N)	$a_i$	$a_i$	$a_1$	$a_2$
1000	0.2849	0.3206	0.25499	0.3229

**III. Graphical Representation**

Elliptical contact area for inner race and outer race for bearing 6007, 6207, 6307 & 6407 is analysed with load and is shown in Figure (1-4).



**Figure 1: Bearing 6007**



**Figure 2: Bearing 6207**

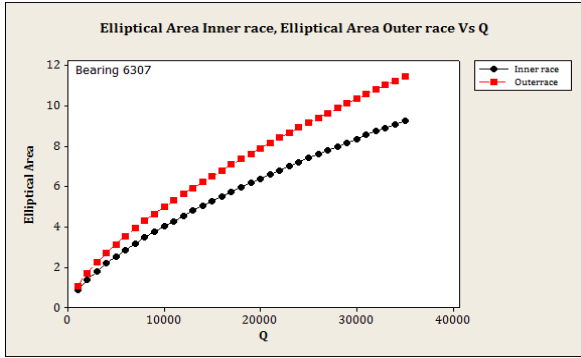


Figure 3: Bearing 6307

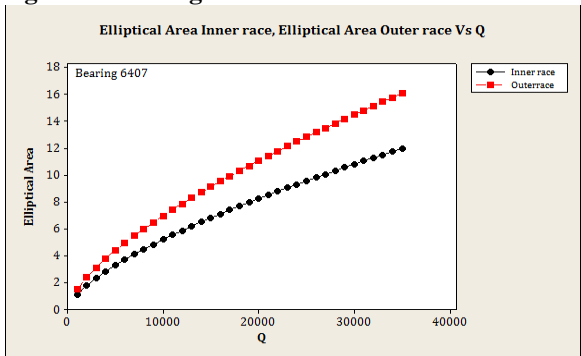


Figure 4: Bearing 6407

Above figure shows at the outer race elliptical contact area is more than the inner race. Circular contact area for inner race & outer race for bearing 6007, 6207, 6307 & 6407 is shown in Figure (5-8).

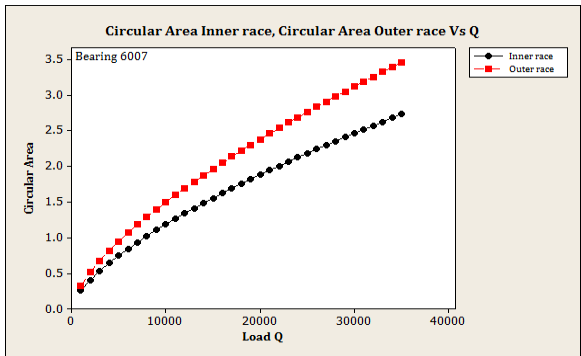


Figure 5: Bearing 6007

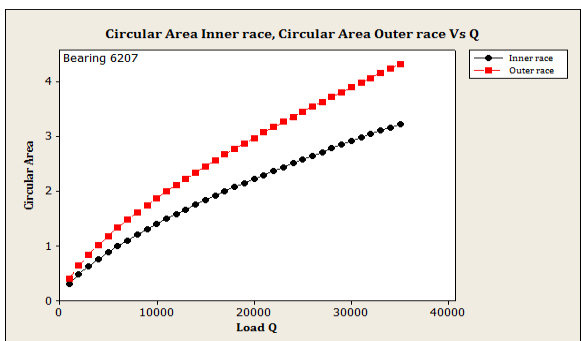


Figure 6: Bearing 6207

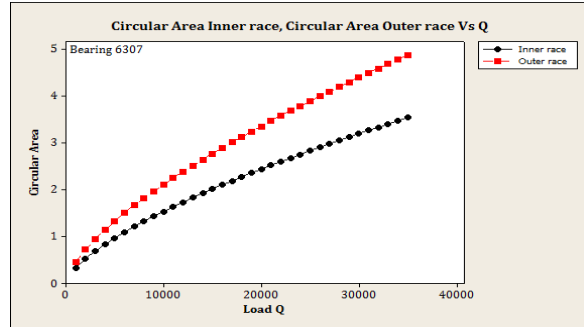


Figure 7: Bearing 6307

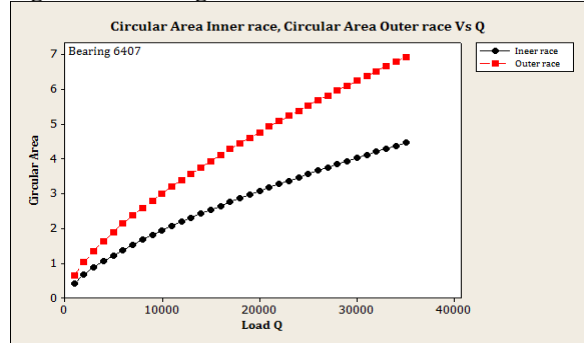


Figure 8: Bearing 6407

Here also it is found that the circular contact area is more for outer race than the inner race. Figure (9-12) shows the elliptical and circular contact area for inner race and outer race for bearing 6007, 6207, 6307 & 6407.

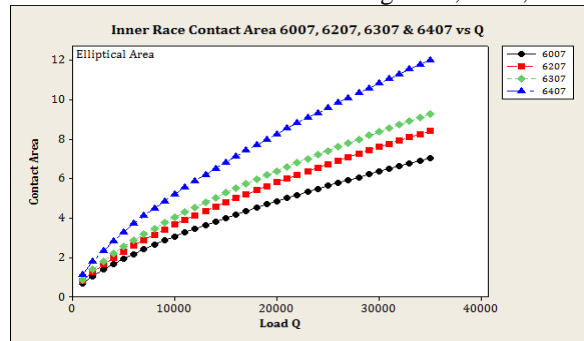


Figure 9: Elliptical Contact Area at inner race for Bearing 6007, 6207, 6307 & 6407

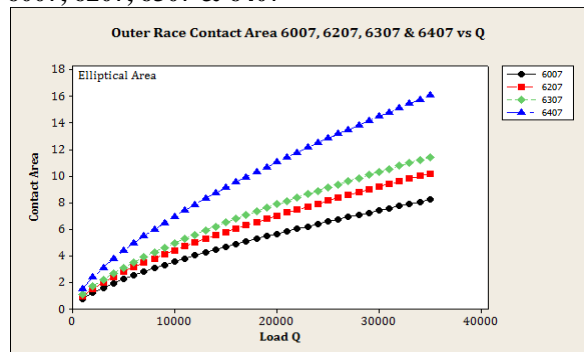
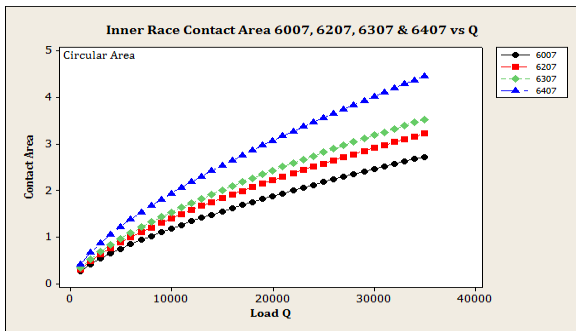
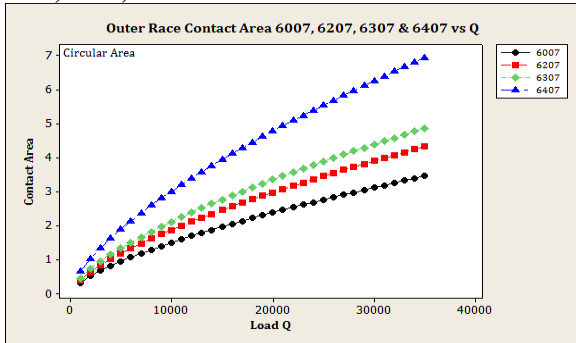


Figure 10: Elliptical Contact Area at outer race for Bearing 6007, 6207, 6307 & 6407



**Figure 11: Circular Contact Area at inner race for Bearing 6007, 6207, 6307 & 6407**



**Figure 12: Circular Contact Area at outer race for Bearing 6007, 6207, 6307 & 6407**

### RESULT

It is clear from the graph the contact area is increasing with increase in load. The elliptical and circular contact area for the load 1000N for all four bearing is tabulated below.

**Table 7: Elliptical & Circular Contact Area for Bearing 6007, 6207, 6307 & 6407**

Bearing	Elliptical Area (mm <sup>2</sup> )		Circular Area (mm <sup>2</sup> )	
	Inner Race	Outer Race	Inner Race	Outer Race
6007	0.6576	0.7696	0.2549	0.3229
6207	0.7869	0.9554	0.3018	0.4038
6307	0.8657	1.0708	0.3302	0.4542
6407	1.1211	1.5032	0.4168	0.6472

### CONCLUSION

In Figure(1-4), variation of elliptical area for inner race and outer race are represented. It is clear from figure that the elliptical contact area is more for outer race than the inner race. And both the area is increasing with increase in load.

In the same way Figure(5-8), shows that the circular contact area is more for outer race than the inner race. And both the area is increasing with increase in load.

From Figure(9-12), it can be concluded that at particular load the inner race & outer race contact area is higher for higher bearing number. And both the area increases as the load increases.

### References

i Jie Zhang, Bruce W. Drinkwater, Rob S. Dwyer-Joyce, 2006, "Monitoring of Lubricant Film Failure in a Ball Bearing Using Ultrasound", Transactions of the ASME, July 2006, Vol. 128.

ii Bruce W. Drinkwater, Jie Zhang, Katherine J. Kirk, Jocelyn Elgoyhen Rob S. Dwyer-Joyce, 2009, "Ultrasonic Measurement of Rolling Bearing Lubrication Using Piezoelectric Thin Films", Journal of Tribology, January 2009, Vol. 131.

iii Harris, T.A., 2001, "Rolling Bearing Analysis", Fourth Edition, John Wiley & Sons, Inc.

iv Bernard J. Hamrock, Steven R. Schmid and BoO. Jacobson, 2004, "Fundamentals of fluid film lubrication, 2ed, Marcel Dekker, Inc.

v Surendra Pal Singh Matharu1, Shubhashish Sanyal, Darshan Singh Bal, 2011, "Representative Lubricant Film Thickness, a New Concept for Online Condition Monitoring of Rolling Element Bearings", International Journal of Applied Engineering Research ISSN 0973-4562, Volume 6.

vi Matharu, Surendra Pal Singh, Indicative Lubricant Film Thickness For Online Condition Monitoring of Rolling Element Bearings, International J. of Engg. Research & Indu. Appls. (IJERIA), ISSN 0974-1518, Vol. 4, No. III), pp 1-8, August 2011.

vii Matharu, Surendra Pal Singh, Sanyal, Shubhashish, Bal, Darshan Singh, Representative Lubricant Film Thickness, a New Concept for Online Condition Monitoring of Rolling Element Bearings, International Journal of Applied Engineering Research, ISSN 0973-4562, Volume 6, 2011.

viii Dewangan R.K., and Matharu S.P.S., 2012, "Evaluation of Archard and Kirk's Lubricant Film Thickness for 6007 Ball Bearing", International Journal of Advances in Engineering Research, Vol. No. 3, Issue No. IV, April 2012, pp. 43-46.

ix Dewangan R.K., and Matharu S.P.S., 2012, "Archard and Kirk's Lubricant Film Thickness for Ball Bearings 6207 and 6307", International Journal of Engineering Studies, Vol. No. 5, Issue No. 1, 2013, pp. 07-11.

### Nomenclature

- k - Elliptical Parameter
- Q - Load
- a<sub>i</sub> - Radius of contact ellipse in x-direction (mm)
- b<sub>i</sub> - Radius of contact ellipse in y-direction (mm)
- a<sub>1</sub> - Hertzian Contact Area at inner race (mm<sup>2</sup>)
- a<sub>2</sub> - Hertzian Contact Area at outer race (mm<sup>2</sup>)
- α - Radius ratio
- r<sub>ax</sub> - Radius of ball wrt x-axis
- r<sub>ay</sub> - Radius of ball wrt y-axis
- r<sub>bx</sub> - Radius of race wrt x-axis
- r<sub>by</sub> - Radius of race wrt y-axis
- R<sub>x</sub> - Equivalent radius of ball & race wrt x-axis
- R<sub>y</sub> - Equivalent radius of ball & race wrt y-axis
- R - Overall equivalent radius
- ε - Complete elliptical integral of second kind
- q<sub>a</sub> - Constant
- a<sub>i</sub> - Radius of deformation between inner race and ball (mm)
- a<sub>o</sub> - Radius of deformation between outer race and ball (mm)
- a<sub>1</sub>, a<sub>2</sub>- Contact area (mm<sup>2</sup>)
- r<sub>i</sub> - Outer radius of inner race (mm)
- r<sub>o</sub> - Inner radius of outer race (mm)
- r - Radius of ball (mm)
- k<sub>1</sub>, k<sub>2</sub>- Constant = 4.398X10<sup>-6</sup> mm<sup>2</sup>/N
- v<sub>1</sub>, v<sub>2</sub> - Poission's ratio for the material of ball & race (v<sub>1</sub>= v<sub>2</sub> = 0.3)
- E<sub>1</sub>, E<sub>2</sub>- Modulus of elasticity for the material of ball & race (E<sub>1</sub>= E<sub>2</sub> = 206900 N/mm<sup>2</sup>)